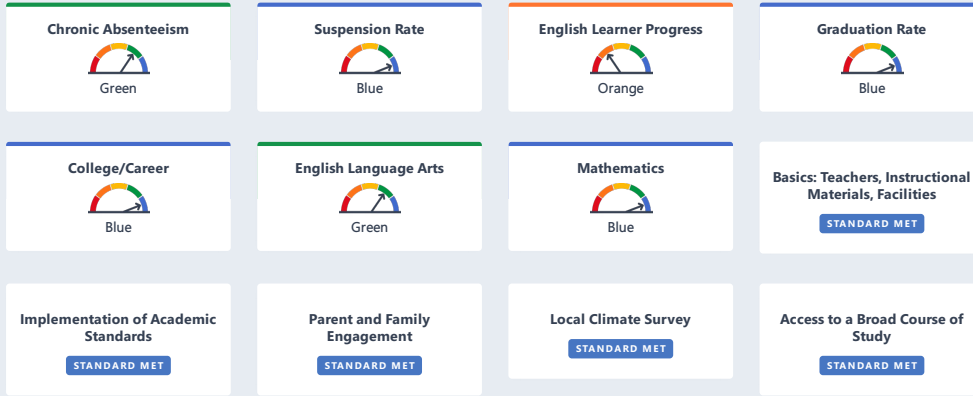


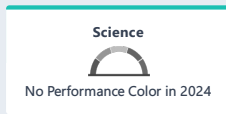
# Oak Park Unified

Explore the performance of Oak Park Unified under California's Accountability System.



## Informational Purposes

Explore the following data elements presented for informational purposes only. These data are not used for accountability determinations.



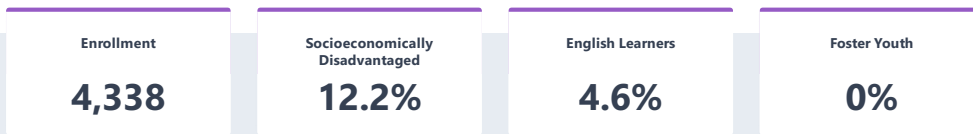
## District Details

<b>NAME</b> Oak Park Unified	<b>ADDRESS</b> 5801 Conifer Street Oak Park, CA 91377-1002	<b>WEBSITE</b> <a href="http://www.opusd.org">http://www.opusd.org</a>	<b>GRADES SERVED</b> P-12
<b>LCAP</b> <a href="#">Download the LCAP</a>			

OAK PARK UNIFIED

## Student Population

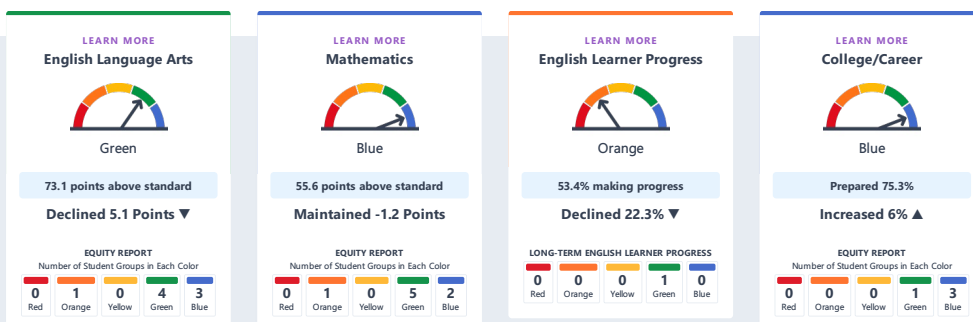
Explore information about this district's student population.



OAK PARK UNIFIED

## Academic Performance

View Student Assessment Results and other aspects of school performance.



[LEARN MORE](#)

**Implementation of Academic Standards**

**STANDARD MET**


OAK PARK UNIFIED

## Academic Engagement

See information that shows how well schools are engaging students in their learning.

[LEARN MORE](#)

**Chronic Absenteeism**



Green

7% chronically absent


Declined 3.7% ▼

**EQUITY REPORT**  
Number of Student Groups in Each Color

0	0	3	4	2
Red	Orange	Yellow	Green	Blue

[LEARN MORE](#)

**Graduation Rate**



Blue

97.7% graduated

Maintained 0.6%

**EQUITY REPORT**  
Number of Student Groups in Each Color

0	0	0	0	4
Red	Orange	Yellow	Green	Blue

### Local Indicators

[LEARN MORE](#)

**Access to a Broad Course of Study**

**STANDARD MET**


OAK PARK UNIFIED

## Conditions & Climate

View data related to how well schools are providing a healthy, safe and welcoming environment.

[LEARN MORE](#)

**Suspension Rate**



Blue

0.8% suspended at least one day

Maintained -0.1%

**EQUITY REPORT**  
Number of Student Groups in Each Color

1	0	1	4	4
Red	Orange	Yellow	Green	Blue

### Local Indicators

[LEARN MORE](#)

**Basics: Teachers, Instructional Materials, Facilities**

**STANDARD MET**

[LEARN MORE](#)

**Parent and Family Engagement**

**STANDARD MET**

[LEARN MORE](#)

**Local Climate Survey**

**STANDARD MET**

OAK PARK UNIFIED

## Informational Purposes

Explore the following data elements presented for informational purposes only. These data are not used for accountability determinations.

[LEARN MORE](#)

**Science**



No Performance Color In 2024

9.7 points above standard

0.6 Points ▲